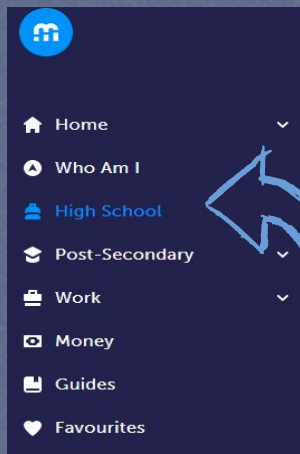


Course Selection

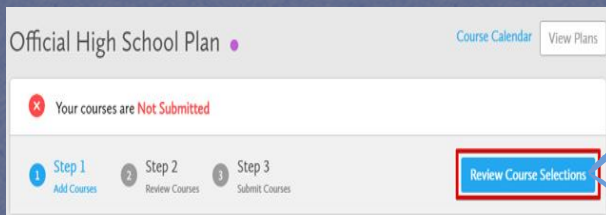
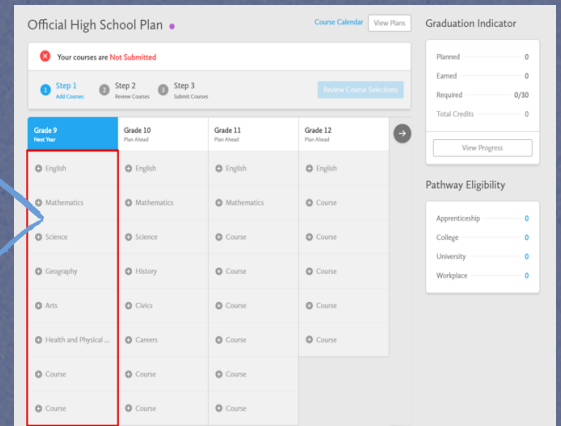
Getting Started

- Go to: <https://ldsb.elearningontario.ca> 
- Click on the myBlueprint Icon 

Course Selection

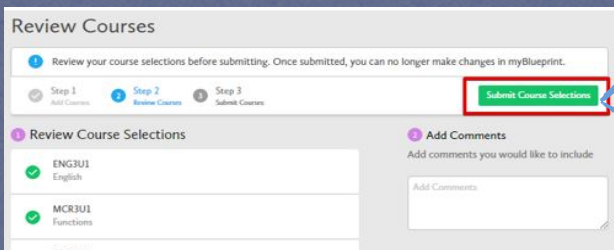


- Click **High School**
- Click on **+Course** to select from courses offered at your school



- Click **Review Course Selections**

If available, you can use the "Add Comments" section to explain any issues to your guidance counsellor (i.e. taking the prerequisite in night school, or summer school)

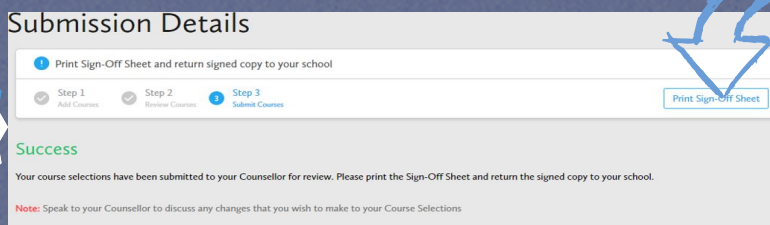


- Click **Submit Course Selections**

- Click **Print Sign-Off Sheet**

*If it doesn't show after you've click the **Print Sign-Off Sheet** button, check the pop-up blocker settings for your web browser.*

Finalize Course Selections



Submit to Counsellor or Teacher

Please note that you will not be able to modify your course selections once submitted (unless your guidance counsellor re-allows submission!)

Link to Account

Do you want to get connected to your child's myBlueprint account?

1. Visit www.myBlueprint.ca/limestone
2. Click **Sign Up**
3. Select your child's secondary school or select Limestone Elementary (for elementary schools) from the drop down menu. (DO NOT select School Account sign up)
4. Click **Create Account**. Select the Family account type and Gr. 6-8.

5. Complete the Personal Info and select **Continue**.
6. Complete the Account Info – use your own email and create a password.
7. You can link to your child's Limestone email account now, or complete later. Click **Continue**.
8. Click **Get Started**.
9. Click **Add Student** to add your child's email (username@limestone.on.ca). You can add more than one student currently attending elementary (Gr.7 & 8 only) and secondary school. Your child will receive an email via their Limestone account to approve your request.

Registration Process

Current Limestone students will receive a letter home outlining course selection process. (Students who are accepted to Choices at 9 programs will be notified and will need to confirm before January 29th)

I am a current Limestone Student

OR

Student Outside of Limestone

No Registration Form Required

Complete Registration Form



2. Students will complete the course selection process using *myblueprint*. **Please return sign-off sheet to students Grade 8 teacher.**

Important: Courses selected may change depending on course section availability

3. **Transportation:** Students that require transportation must complete a Transportation Application Form.

Check Transportation Eligibility
<https://triboard.mybusplanner.ca/Eligibility.aspx>


Walking Distance?


No Transportation Application Required

OR

Eligible for Bus Transportation

Complete Transportation Application



 **triboard** smart routes. safe kids.



Stay Connected

Stay in touch with your school by downloading our easy-to-use mobile app on your SmartPhone!

Designed for families on the go, this handy new tool includes all the important information and notifications about your child's school.

Select YES to receive push notifications with the latest news and updates from the district and your school. Our mobile app is the best and easiest way for families to stay connected to what's going on at school.

Our mobile app allows you to:

- Report student absences
- Receive important school messages
- Communicate with teachers
- Download school events directly to your device

Check out our video tutorials:

- LDSB Mobile App: How to get Started
- SchoolMessenger App: How to Sign Up & Log In
- SchoolMessenger App: How to Access Messages & Report Absences





SCAN ME



Download on the App Store



Download from Google Play

For additional Grade 8 to 9 Transition Information and Resources:

Contact Home Secondary School

OR

Visit our website

