





- If a student is not a member of the class, please share the appropriate **grade level** Google Classroom code with the student to get them added.



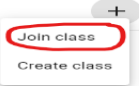
Freshmen- ecq5464

Juniors – xvuu4e5

Sophomores – almdoar

Seniors – h347jxh

- How to join a Google Classroom?

- Sign into your GX account
- Click on Google Apps Icon located on the top right of the Google Browser, 
- Click on the Classroom Icon, 
- Click on the upper right corner to add a classroom and select “Join Class”, 
- Enter the appropriate grade-level Google Advisory Classroom code.

**STUDENTS-Free and Reduced Lunch Applications must be turned in to 1<sup>st</sup> blk teachers no later than August 12<sup>th</sup> (Friday). If you need a new application, you can pick one up in the Student Services Office or a parent can complete the form online.** *(The online form is located on Camden County Schools website, PAWS/Advisory website and Advisory Google Classroom).*

[Free and Reduced Lunch Online Application](#)

**You need to take attendance in Power School!**