

LINQ

Online Forms

Parent Portal Instructions

Step 1

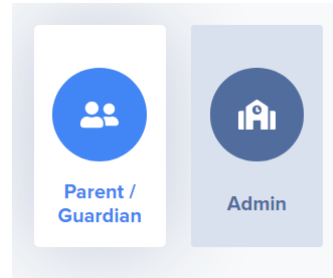
Navigate to the NCPS LINQ website:
<https://nottowaycountypublicschools.esvportal.com/Login.aspx>

Step 2

Click on Parent/Guardian tab

Click Create Account

(You will need to complete this step before logging in)



Email *

Password *

Remember me

Login

Create Account

Password Recovery

Step 3

Fill out the *required fields to create your own personal account

Click Register & Begin

You should receive an email confirming you have successfully created an account

To get started, you will need to register as a prospective parent with our district. Please provide all information below and click the 'Register' button at the bottom to register and get yourself set up. Fields in * bold are required.

Personal Information

* First Name

* Last Name

* Email Address (Also used to log in) *

Alternate Email

Phone Number

Account Information

* Password *

* Confirm Password

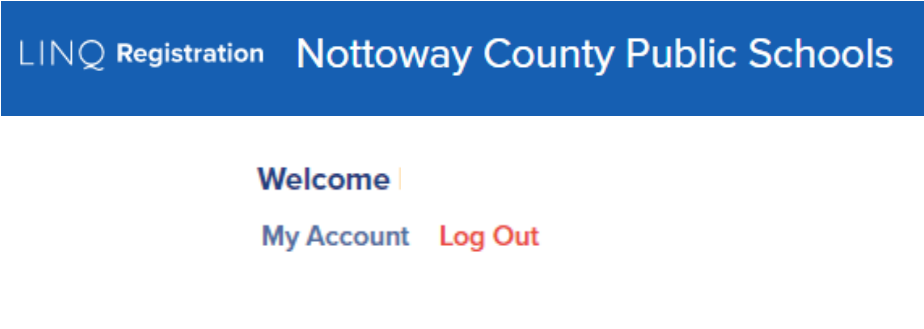
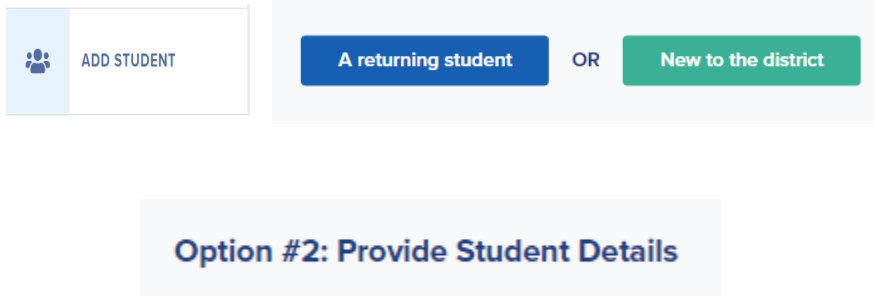

* Security Question

* Security Question Answer

* PIN Code

Register & Begin

Go Back

<p>Step 4</p> <p>Login to your account from the main LINQ website page: https://nottowaycountypublicschools.esvportal.com/Login.aspx</p>	
<p>Step 5</p> <p>Click ADD STUDENT</p> <p>Choose either A returning student or New to the district</p> <p>Choose OPTION 2: Provide Student Details <i>You will need their 5 digit lunch number</i></p>	
<p>Step 6</p> <p>Click Student Demographics & EMA</p> <p>Fill out all forms for each of the students that are tied to your account</p> <p>If you have any questions, please contact your child's school</p>	

*** FIRST POINT OF CONTACT***

Family Outreach Coordinator
Mrs. Lisa Hudson -- 434-294-2025
Hudson.lisa@nottowayschools.org



Additional Contact Information:

BPS	CPS	NIS	NMS	NHS
434-292-5300	434-645-8149	434-292-5353	434-292-5375	434-292-5373