

Joint Community Planning & Partnership (CPP) Information (COVID-19 Electronic Sharing)

Catholic District School
Board of Eastern Ontario



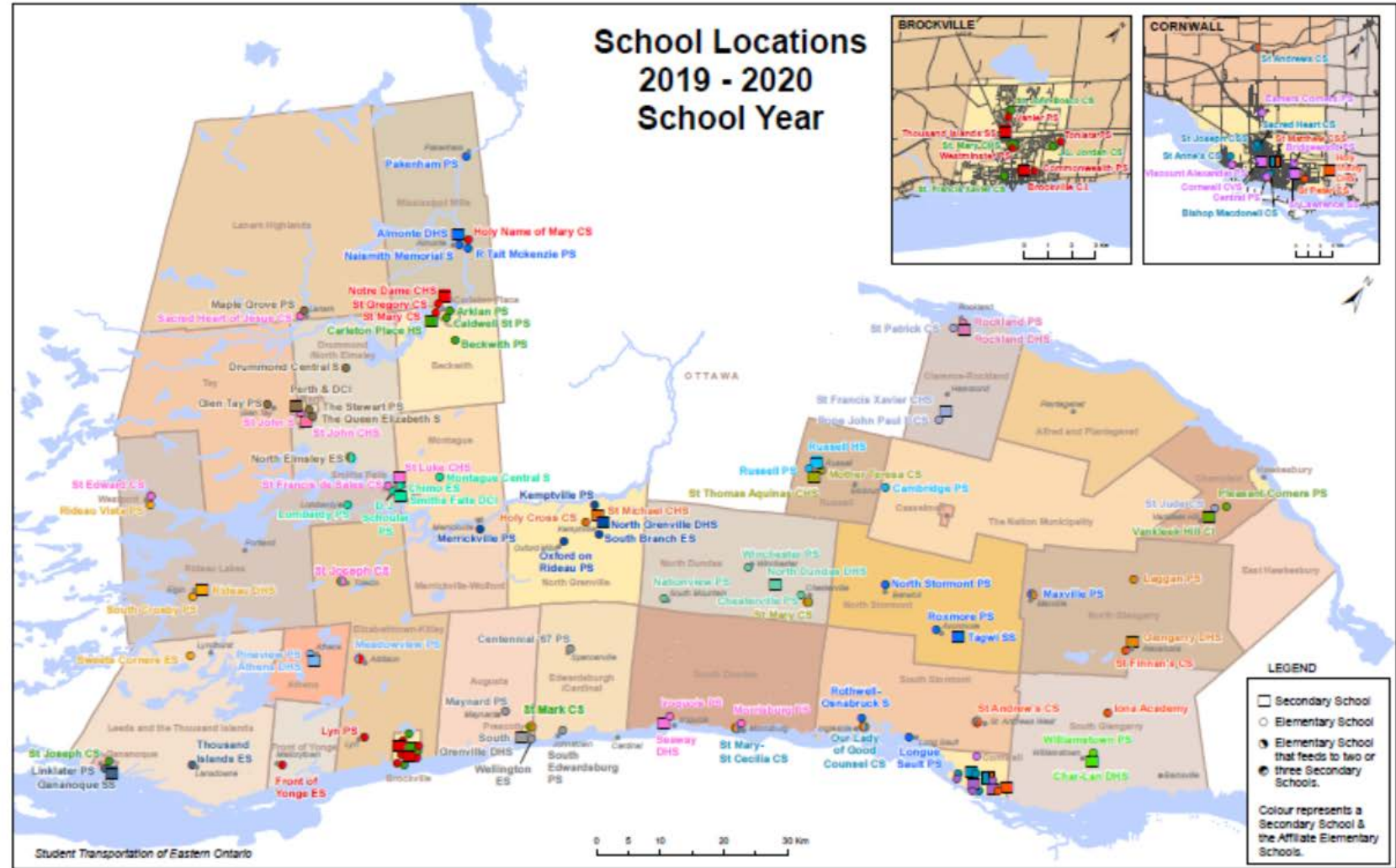
Upper Canada District
School Board



POSTED: JUNE 4, 2020

Welcome

- Sharing of information this year is through electronic means due to COVID-19
- Information includes data from CDSBEO and UCDSB
- Information shared with community partners including:
 - municipalities / counties
 - childcare partners
 - other community service organizations



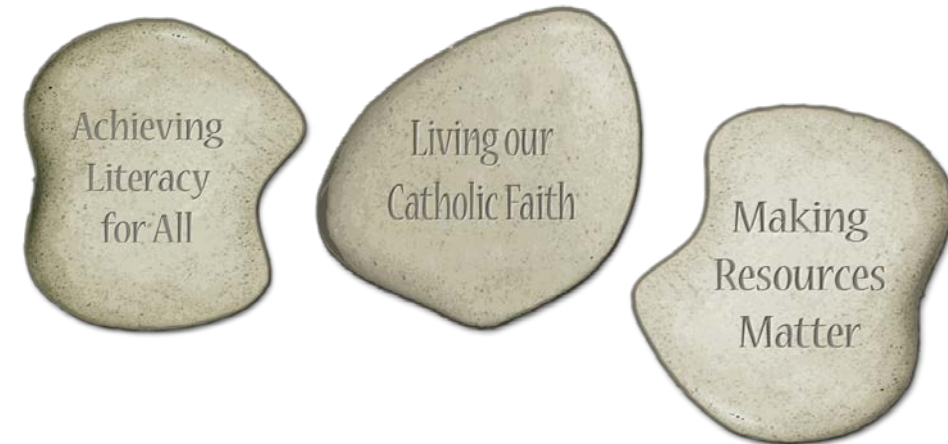
Information Flow

1. Background
2. Community Planning and Partnerships
 - a) Board Policies and Application Process
 - b) Facilities that Qualify for Partnership Opportunities
3. Long-term Enrolment Projections / Space Utilization
4. Capital Planning, Programs and Community Use Updates
5. Questions/Comments

1. CDSBEO

The CDSBEO's Strategic Plan focuses on three key areas:

- Achieving Literacy for All
- Living our Catholic Faith
- Making Resources Matter



The Making Resources Matter component allows the CDSBEO to continue to actively pursue joint partnerships and facilitate the optimal use of resources

1. UCDSB

Mission: We Prepare All Students for a Successful Life

Strategic Plan:

Engaging with local and learning communities is a key part of the Board's Strategic Plan for 2017 to 2020.



1. Background on Community Planning and Partnerships

Community Planning and Partnerships Guideline (CPPG)

The Ministry remains committed to updating the Community Planning and Partnerships Guideline (CPPG) to enhance planning and reporting practices, after consultation with partners through the Minister's Reference Group. Until the new CPPG is in place, school boards continue to use the existing CPPG and to convene their annual Community Planning and Partnerships meeting(s).

Source: <http://www.edu.gov.on.ca/eng/policyfunding/reviewGuide.html>

2. a) Board Policies – Sharing Common Objectives

- Annual combined meeting to share / receive information between school boards, community partners and the public
- Spring 2020 session includes the electronic sharing of information due to COVID-19 restrictions
- Improve services and supports available to students
- Reduce facility operating costs
- Maximize the use of public infrastructure
- Provide a foundation for improved service delivery for communities
- Partnership arrangements must be consistent with the Board's mandate to provide learning environments

2. a) Board Policies – Sharing Common Objectives

	CDSBEO	UCDSB
Link to Details in Policy	<ul style="list-style-type: none"> • CDSBEO Policy C6: Community Planning & Partnerships 	<ul style="list-style-type: none"> • UCDSB Policy 4002 Facility Collaboration
General Partnership Eligibility	<ul style="list-style-type: none"> • Entities that provide competing educational services, such as tutoring services or private schools, are not eligible. • Not intended to prevent the Board from building, renovating or closing schools or from disposing of surplus assets when required • Partners to cover their own construction, capital, operational and administrative costs, property taxes if applicable, and the costs of any necessary renovations associated with ensuring student safety. 	

2. a) Board Policies – Sharing Common Objectives

	CDSBEO	UCDSB
<p>Facility Qualifying Criteria (for lease of space in open and operating schools)</p>	<ul style="list-style-type: none"> Facilities have been 60% utilized or less for the past two years and/or have had 200 or more unused pupil places for at least the past two years Facilities that are projected to be 60% utilized or less for the next five years Facilities that have space that is not required for Board programming. 	<p>The Board will consider facility collaboration for buildings that meet one or both of the following criteria:</p> <ul style="list-style-type: none"> “A utilization rate of less than 60% for the last two years, and/or 200 or more unused pupil places.”
<p>Application Process</p>	<p>Partnership Project Application Form</p>	<p>Email request to cpp@ucdsb.on.ca</p>

2. b) 2019-20 CDSBEO Schools Meeting Space Availability Criteria

School Name	2019-20 % Utilization	2019-20 Surplus Spaces
Iona Academy, Williamstown	56.1%	138
St. Finnan's, Alexandria	41.2%	161
St. Francis Xavier, Brockville	36.5%	167

2. b) 2019-20 UCDSB Schools Meeting Space Availability Criteria

Family of Schools - School Name	2019-20 % Utilization	2019-20 Surplus Spaces
Almonte - Naismith Memorial Public School	53%	253
Athens - Meadowview Public School	48%	162
Brockville - Thousand Islands Secondary School (7-12)	80%	231
Carleton Place - Caldwell Street Public School	60%	230
Cornwall - Cornwall Collegiate & Vocational School (7-12)	56%	597
Gananoque - Gananoque Secondary School (7-12)	58%	325
Gananoque - Linklater Public School	45%	199
Glengarry - Glengarry District High School (7-12)	31%	644

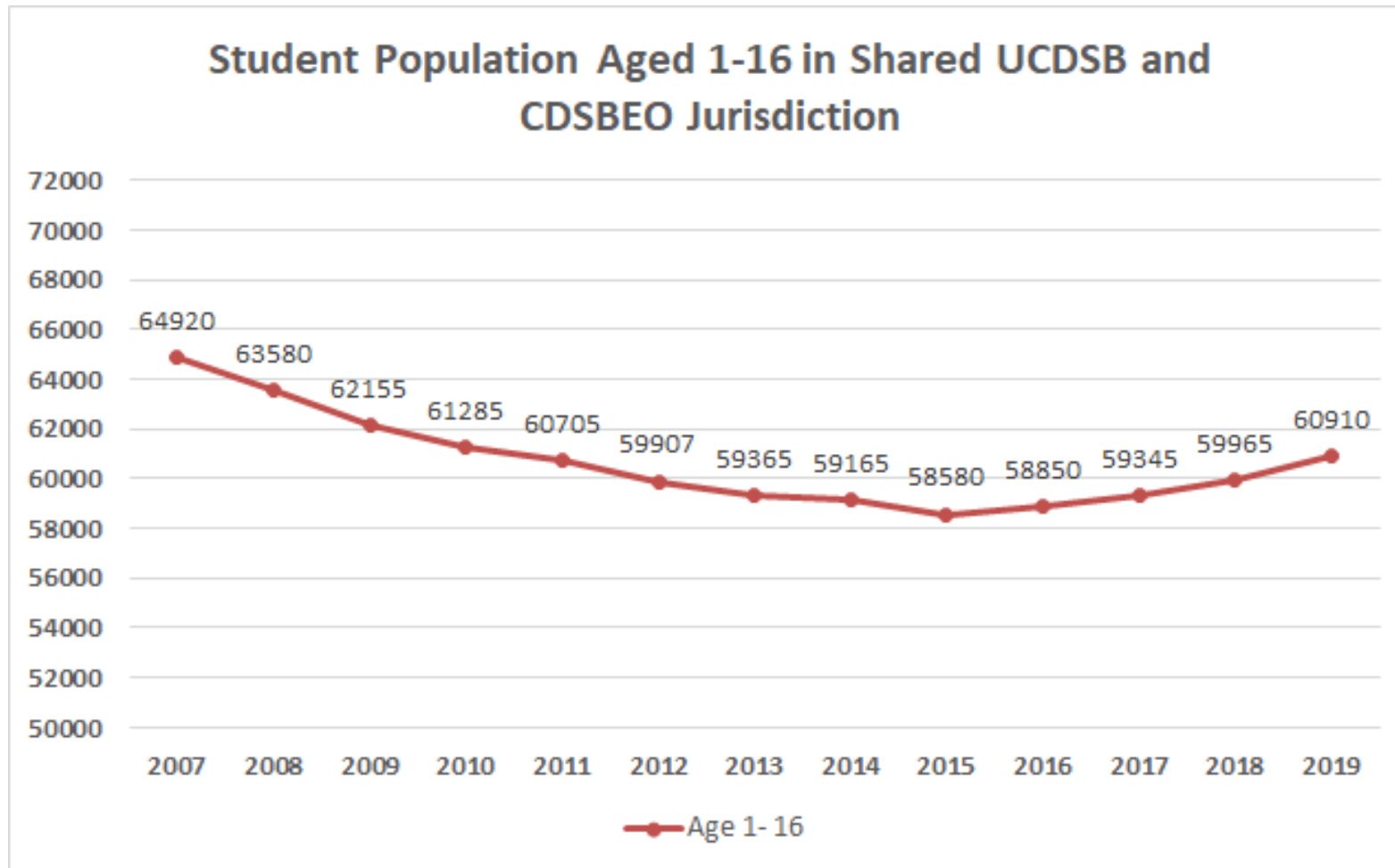
2. b) 2019-20 UCDSB Schools Meeting Space Availability Criteria

Family of Schools - School Name	2019-20 % Utilization	2019-20 Surplus Spaces
North Dundas - North Dundas District High School (7-12)	54%	380
North Grenville - *Oxford-on-Rideau Public School	28%	176
Perth - Drummond Central School	48%	80
Perth - Glen Tay Public School	35%	199
Perth - Maple Grove Elementary School	29%	198
Perth - North Elmsley Elementary School	34%	146
Perth - Perth and District Collegiate Institute	77%	231
Rideau - Sweet's Corners Elementary School	29%	238

2. b) 2019-20 UCDSB Schools Meeting Space Availability Criteria

Family of Schools - School Name	2019-20 % Utilization	2019-20 Surplus Spaces
Seaway - Morrisburg Public School	50%	154
Seaway – Seaway District High School (7-12)	55%	309
South Grenville - Maynard Public School	55%	172
South Grenville - South Grenville District High School (7-12)	46%	609
Tagwi - Maxville Public School	27%	255
Tagwi - *North Stormont Public School	50%	93
Tagwi - Rothwell-Osnabruck Elementary School	36%	234

3. Shared Population Trends - Total



- Growth of 1.6% from 2018 to 2019 in children aged 1-16.
- Population nearing levels of 8-9 years ago.

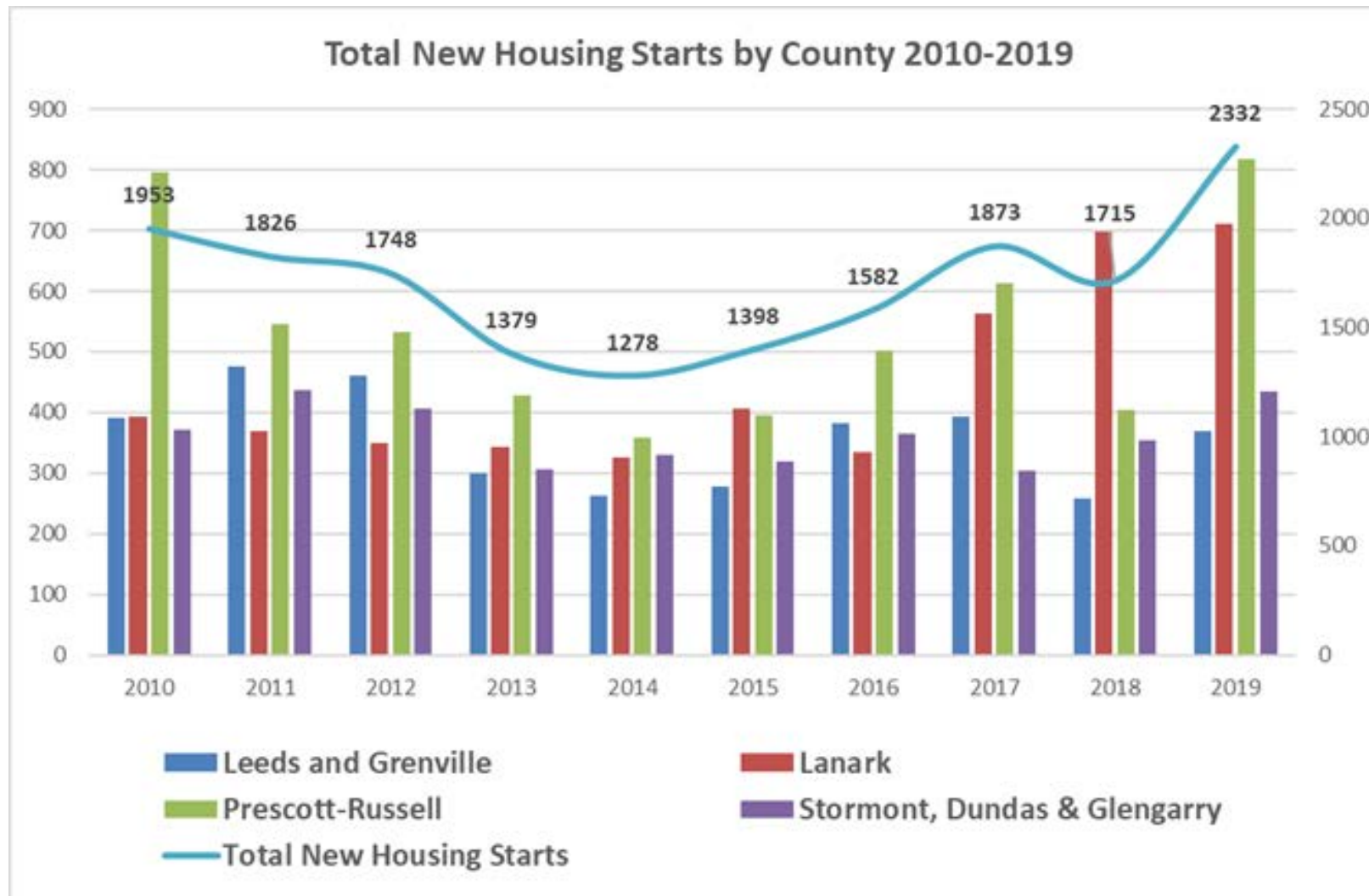
3. Shared Population Trends – By school panel

Age	Year						1-Year Change	1-Year % Change
	2014	2015	2016	2017	2018	2019		
0-3 (Pre-School Aged)	14042	14110	14280	14278	14370	14453	83	0.6%
4-13 (Elementary Aged)	37359	37137	37530	37565	38040	38695	655	1.7%
14-17 (Secondary Aged)	15935	15341	15035	14790	14770	14875	105	0.7%
Total 0-17 Aged Population	67336	66588	66845	66633	67180	68023	843	1.2%

- Pre-school and secondary aged children show growth less than 1% in last year.
- Higher growth is shown for elementary aged children, representing the largest panel at 1.7%



3. Housing Trends – by County



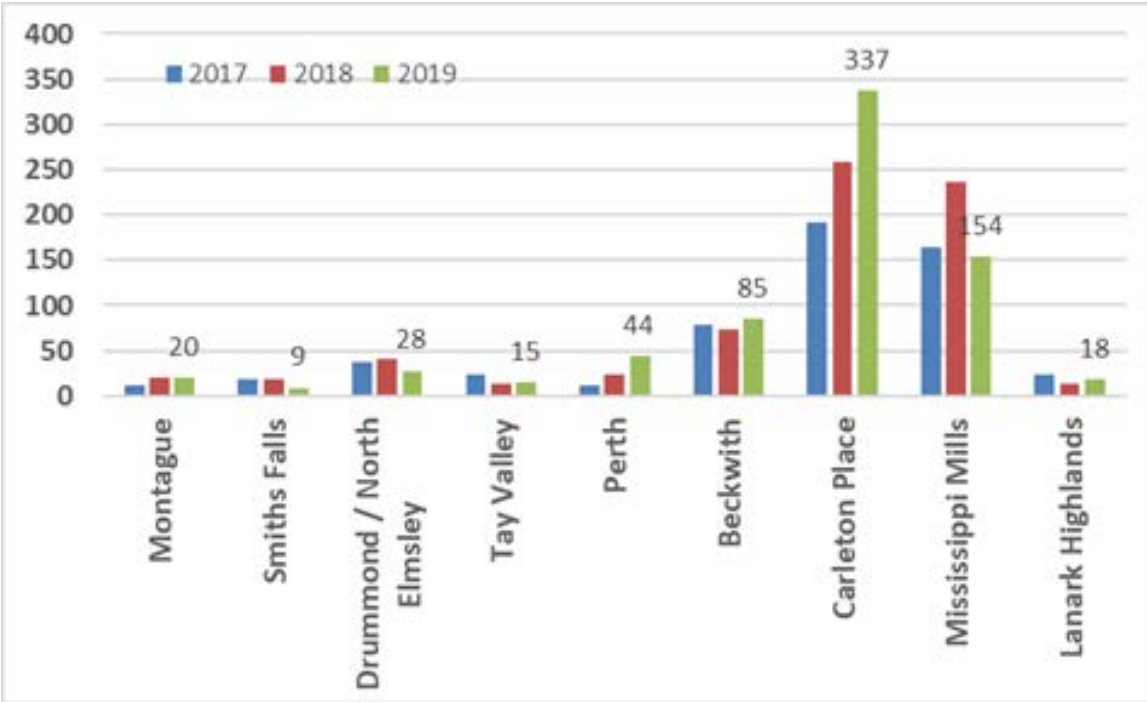
- Total new housing counts for all 4 Counties exceeded previous 10-year high level
- Prescott-Russell and Lanark County report the most new builds.
- Impact of COVID-19 not reflected in YTD 2019 figures.

3 New Housing Starts by County in UCDSB and CDSBEO Jurisdiction

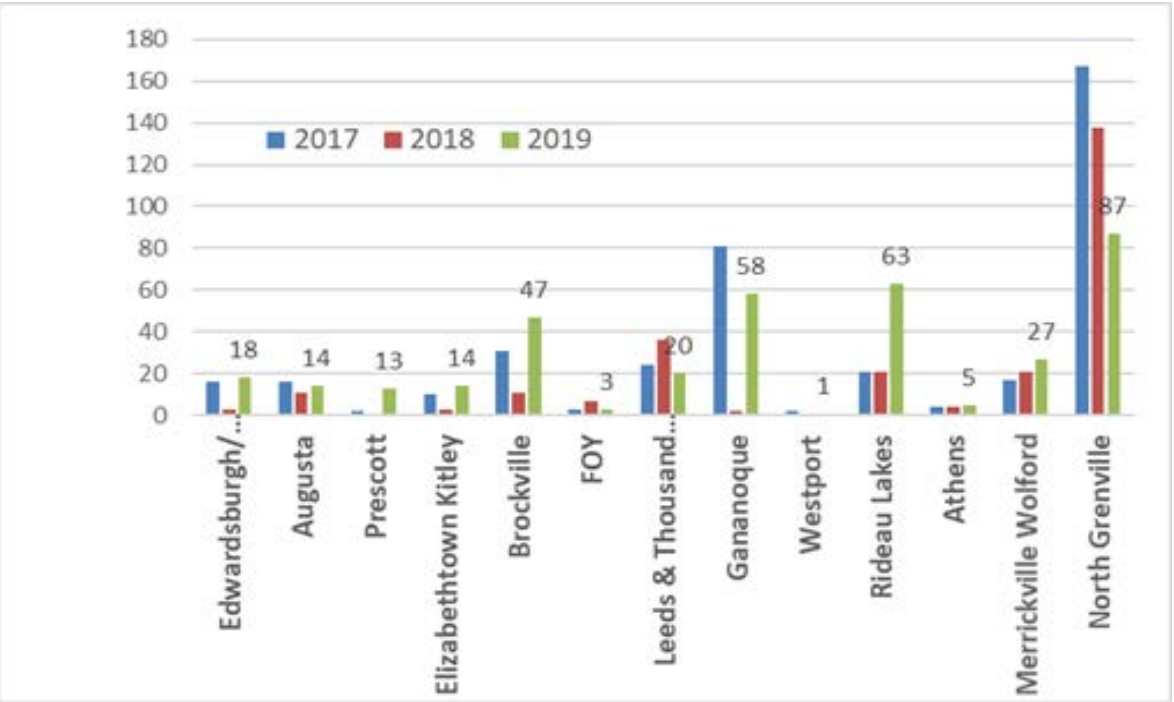
County	2010	2011	2012	2013	2014	2015	2016	2017	2018	2019	10-Year Total	10-Year Avg/Year
Leeds and Grenville	392	476	460	300	262	277	382	394	258	370	3571	357
Lanark	393	369	349	343	326	406	335	562	699	710	4492	449
Prescott-Russell	797	545	532	429	359	396	501	612	404	818	5393	539
Stormont, Dundas & Glengarry	371	436	407	307	331	319	364	305	354	434	3628	363
Total New Housing Starts	1953	1826	1748	1379	1278	1398	1582	1873	1715	2332	17084	1708

Housing Starts by County, by Municipality 2017-2019

LANARK

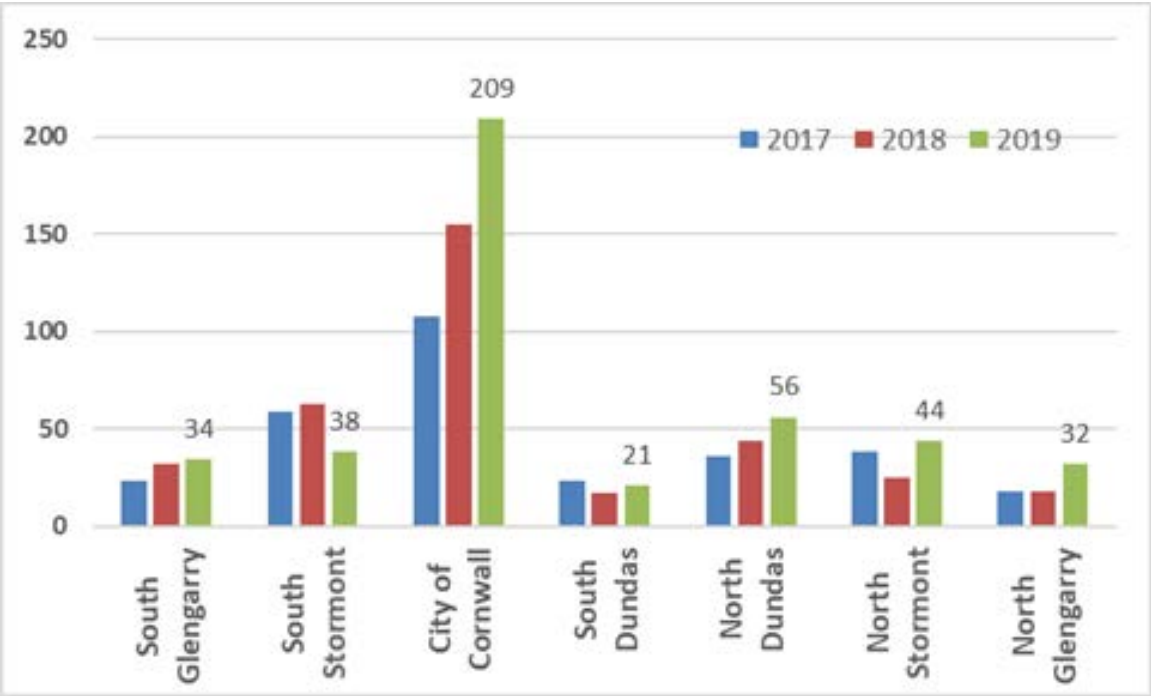


LEEDS AND GRENVILLE

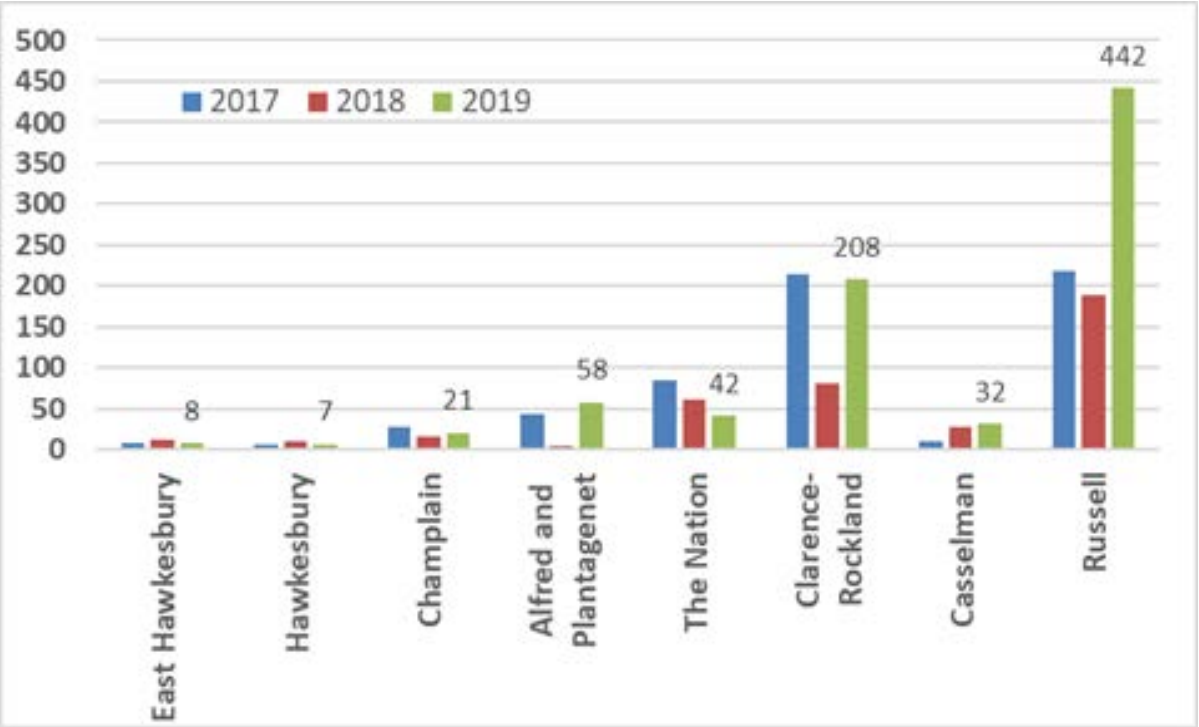


Housing Starts by County, by Municipality 2017-2019

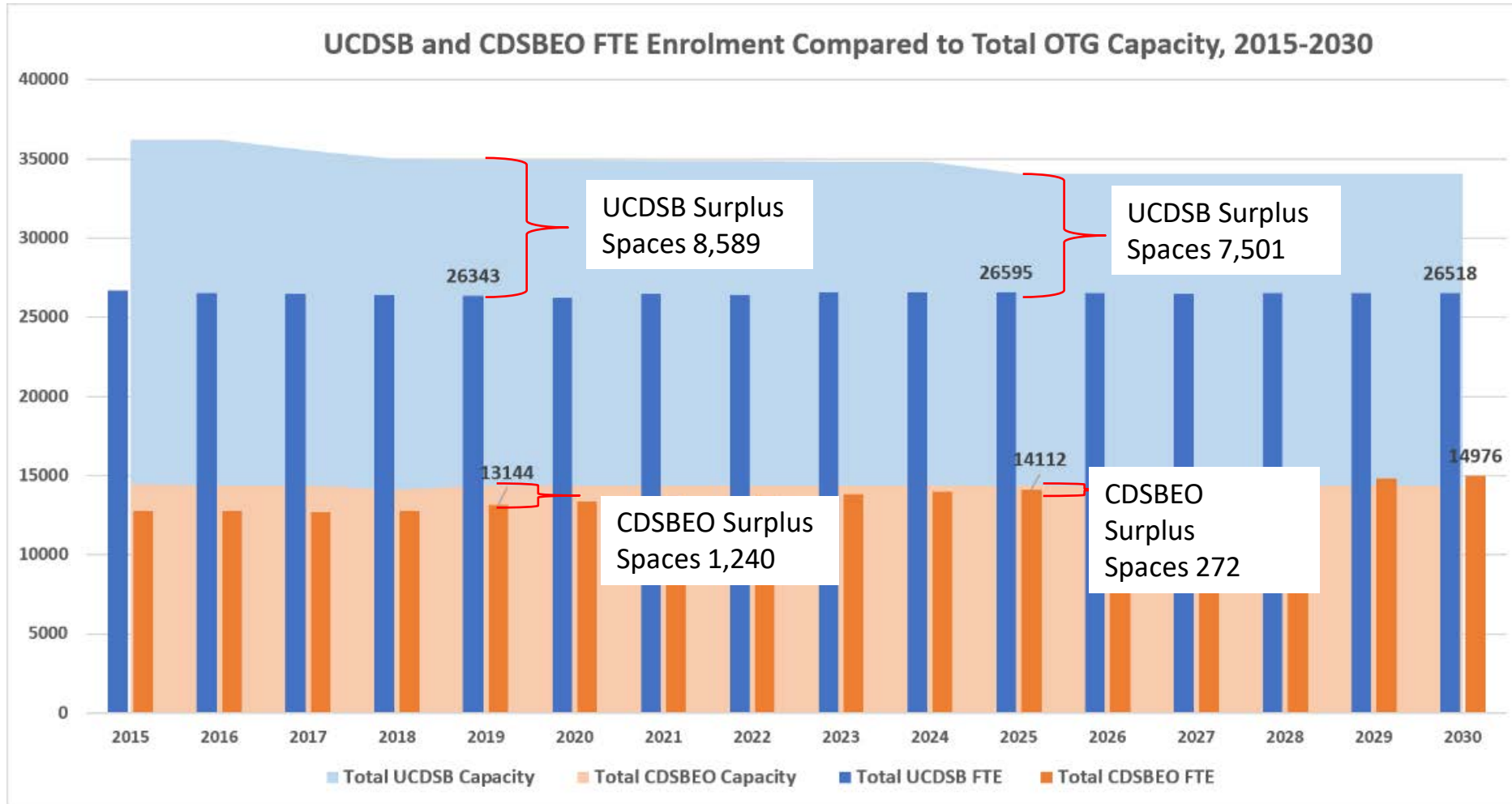
STORMONT, DUNDAS & GLENGARRY



PRESCOTT-RUSSELL



3. Long Term Total FTE Enrolment Trends and Utilization



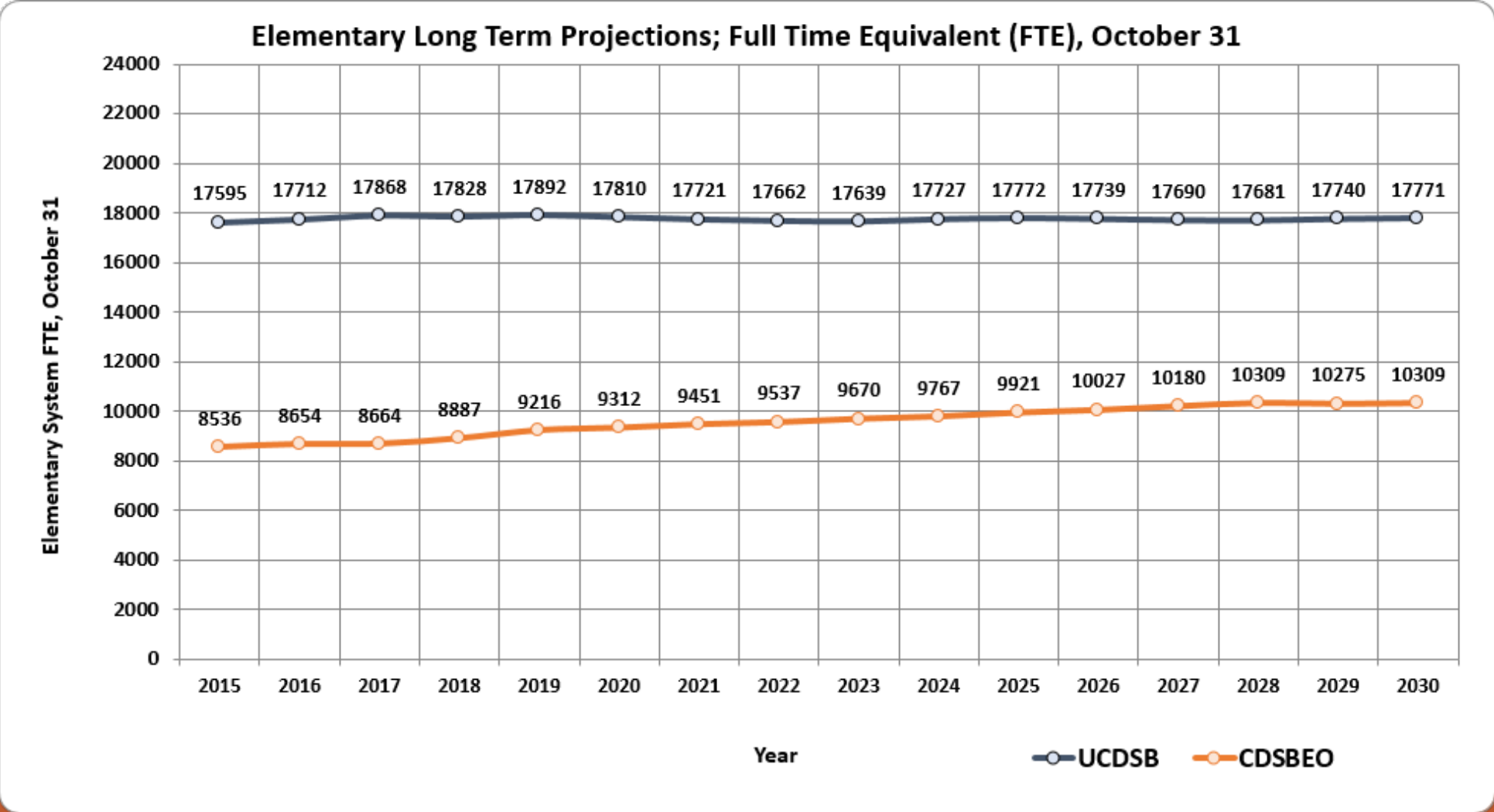
- Decrease in capacity from 36,197 in 2015 to projected 34,096 longer term (2025).



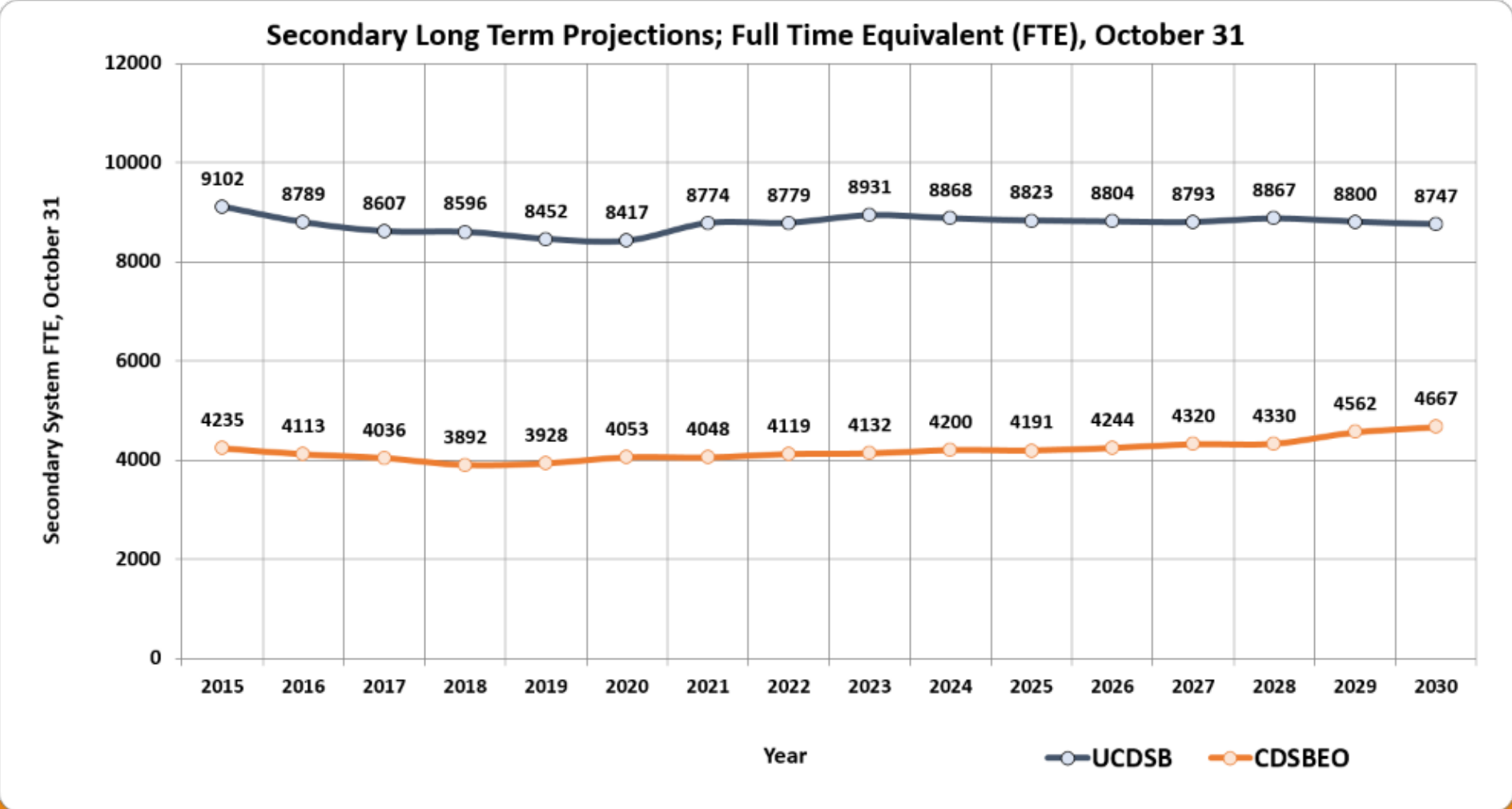
- Decrease in capacity from 14,434 in 2015 to projected 14,384 longer term (2025).

*Note that on-the-ground (OTG) capacity guidelines such as pupil load per school may see changes due to recent class size changes, impacting boards' total OTG.

3. Elementary FTE Enrolment History & Projections (2015-2030)



3. Secondary FTE Enrolment History & Projections (2015-2030)



3. CDSBEO 4 Year Enrolment Trends and Utilization

	Actual 2017-18	Actual 2018-19	Actual 2019-20	Projected 2020-21
Number of Schools	41	38	38	38
Total OTG Space	14,386	14,084	14,384	14,384
# Portables / Portapacs on Active School Sites (SFIS)	134	123	121	121
Elementary Enrolment, FTE, October 31	8,664	8,887	9,216	9,312
Secondary Enrolment, FTE, October 31	4,036	3,892	3,928	4,053
Total Elementary and Secondary FTE Enrolment, October 31	12,700	12,779	13,144	13,365
% Utilization of OTG Space – Total	88.3%	90.7%	91.4%	92.9%

3. UCDSB 4 Year Enrolment Trends and Utilization

	Actual 2017-18	Actual 2018-19	Actual 2019-20	2020-21 Projected
Number of Schools	81	79	79	79
Total OTG Space (not incl OTG for Alt. Ed)	35,552	34,990	34,932	34,932
# Portables / Portapacs on Active School Sites (SFIS)	60	63	64	64
Elementary Enrolment, Full Time Enrolment (FTE), October 31	17,868	17,828	17,892	17,810
Secondary Enrolment, FTE, October 31	8,607	8,596	8,452	8,417
Total Elementary and Secondary Enrolment, FTE October 31	26,475	26,424	26,343	26,227
% Utilization of OTG Space – Total	74.4%	75.5%	75.4%	75.0%

4. CDSBEO Capital Planning, Programs and Community Use Updates



New Construction

- N/A

Planned Renovations

- \$8.2M in School Renewal and School Condition Improvement projects for 2019-20, some projects will likely be impacted by COVID-19

Major Program Changes

- N/A

Child Care Additions

- St. Joseph, Gananoque – Childcare & EarlyON Centre - \$2M
 - Construction start – Spring 2020

4. CDSBEO Community Use Update

Community Use Statistics	2016-17	2017-18	2018-19	*2019-20 (to March 13 due to COVID- 19)
Total permits requested	2,049	2,073	2,458	1,518
Total permits approved	2,023	2,046	2,357	1,479
Approval rate	98.7%	98.7%	95.9%	97.7%
Number of participants	629,187	628,263	778,690	467,192
Total community use hours	40,768	34,236	39,776	21,448



4. UCDSB Capital Planning, Programs and Community Use Updates

New Construction

- Brockville K-6 & Childcare / EarlyON Centers \$14.38 M (Property Purchased, in Design Phase)
- Cornwall 7-12 \$ 39.06 M
- North Grenville DHS Addition \$ 7.27 M (Tender Awarded- Construction Phase)
- Roxmore PS Addition \$ 2.85 M (Tender Awarded-Construction Phase)

Planned Renovations

- \$22.17 M in School Renewal, Community Hub and School Condition Improvements for 2019-20

Major Program Changes – N/A

4. UCDSB Capital Planning, Programs and Community Use Updates

Child Care Additions / Renovations

- Kemptville PS – Childcare & EarlyON Centre – Addition \$ 2.78 M (In Site Plan Approval Process)
- Roxmore PS – Childcare – Addition \$.56 M (Tender Awarded-Construction Phase)
- Rockland PS – Renovation \$.79 M Construction in summer of 2019
- Winchester PS – Addition \$ 1.54 M
- Cambridge PS – Addition \$.52 M (In Ministry Approval To Proceed Process)

4. UCDSB Community Use Update

Community Use Statistics	2016-17	2017-18	2018-19	*2019-20 (to March 13 due to COVID-19)
Total permits requested	5643	5897	5295	2756
Total permits approved	5484	5714	5174	2718
Approval rate	97.18%	96.94%	97.7%	98.6%
Number of participants	1,987,806	2,003,378	1,920,424	822,118
Total community use hours	109,787	111,494	285,636	48,375

Importance of Community Partnerships

"The Catholic District School Board of Eastern Ontario is dedicated to offering comprehensive educational opportunities to all of our students. One significant way the Board accomplishes this is through the development of community partnerships. In order to fully support the needs of young people, it is essential that families, schools, communities, faith-based organizations, government agencies, businesses, municipalities, and other community groups work together.

The aim of such partnerships is to collectively assess the needs of our youth and to develop a coordinated response to those needs. These collaborative responses provide valuable opportunities to share resources, learn from one another, and most importantly provide our learners with an exceptional, diverse, and inclusive educational experience which maximizes their opportunities to learn."

We encourage you to work with us and think outside the box, to explore opportunities that will benefit students and the communities we collectively serve.

A Larger View: Partnership Opportunities

UCDSB Policy 423: Partnerships, Sponsorships and/or Cooperative Ventures

"The Upper Canada District School Board and its agents may seek partnerships, sponsorships and donations with and from individuals, groups, communities and business entities and groups which will benefit the Board's educational objectives, are consistent with the Board's goals and which will not compromise or exploit staff or students."



Director of Education's Work Plan Goal 4:
Connect with Community Stakeholders

Link to Board Resources

Additional Community Planning & Partnerships information is available at:

Catholic District School Board of Eastern Ontario:
[Community Planning and Partnerships](#)

Upper Canada District School Board:
[Community Planning and Partnerships](#)



Joint Community Planning & Partnership (CPP) Information (COVID-19 Electronic Sharing)

Catholic District School
Board of Eastern Ontario



Upper Canada District
School Board



POSTED
JUNE 4, 2020