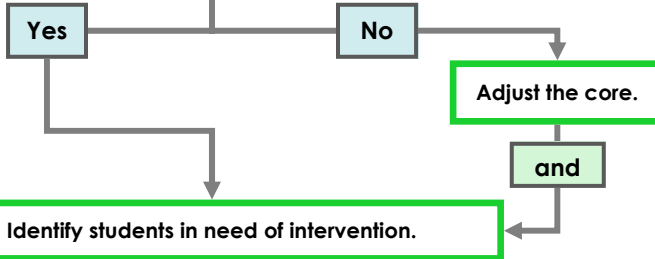


Flowchart for Tiered Support & Intervention

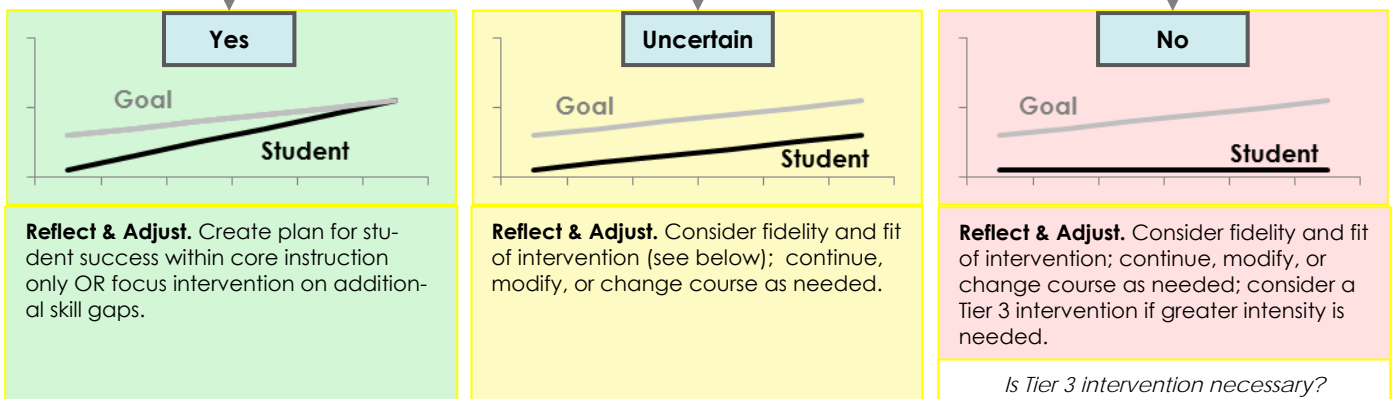
Tier 1: Core Instruction & Supports
 100% of students participate; Universal Screening

Analyze Tier 1 Instruction and/or Environment
Are 70-80% of all student groups on track in Tier 1?



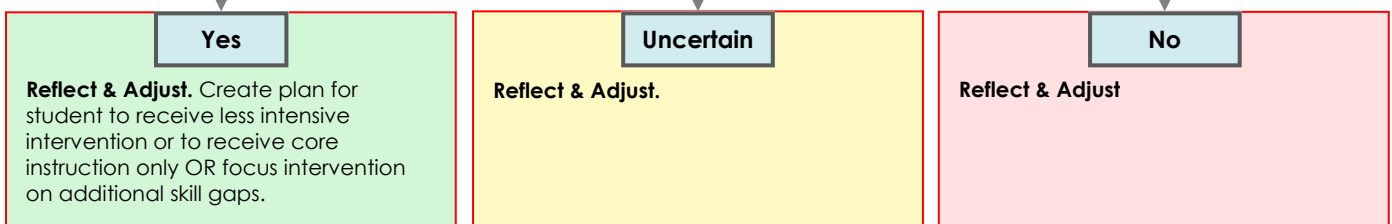
Tier 2: Targeted, Supplemental Interventions & Supports
 5 – 15% participate based on identified needs

Match Intervention to Student Needs, Implement Intervention and Evaluate Response to Tier 2
Is the student responding as expected to the intervention?



Tier 3: Intensive Interventions & Supports
 1 – 5% participate based on identified needs

Match Intervention to Student Needs, Implement Intervention and Evaluate Response to Tier 3
Is the student responding as expected to the intervention?



Fidelity: Has the intervention been implemented as intended? Consider delivery, quality, student engagement, and attendance.

Fit: Is the intervention matched appropriately to student need?